

# RAYMOND WEIL

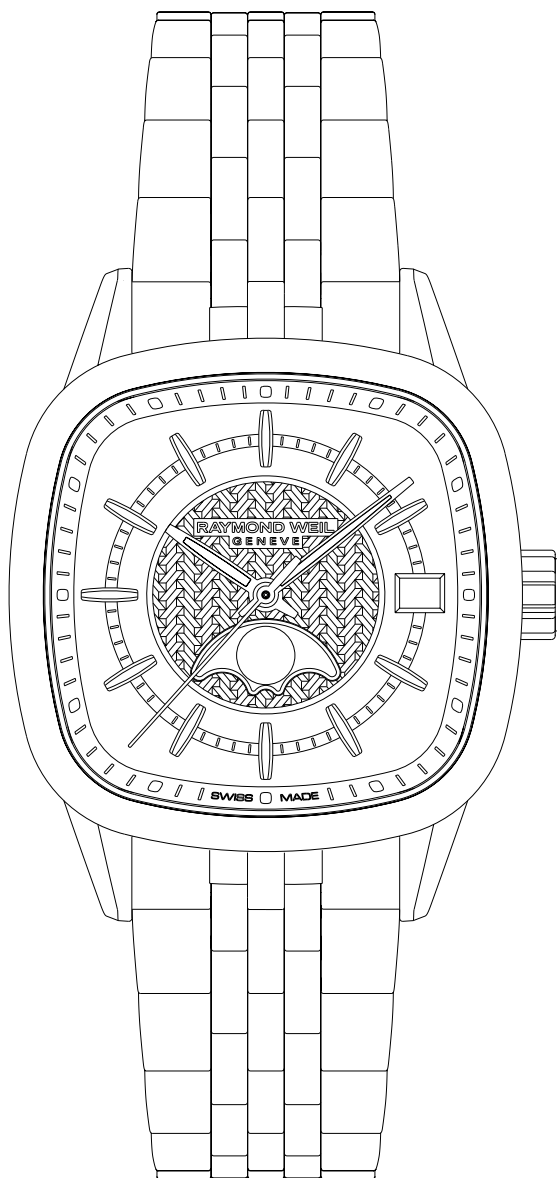
## GENEVE

### INSTRUCTIONS FOR USE



SELF-WINDING MECHANICAL WATCH  
WITH MOON PHASE AND DATE

## INTRODUCTION



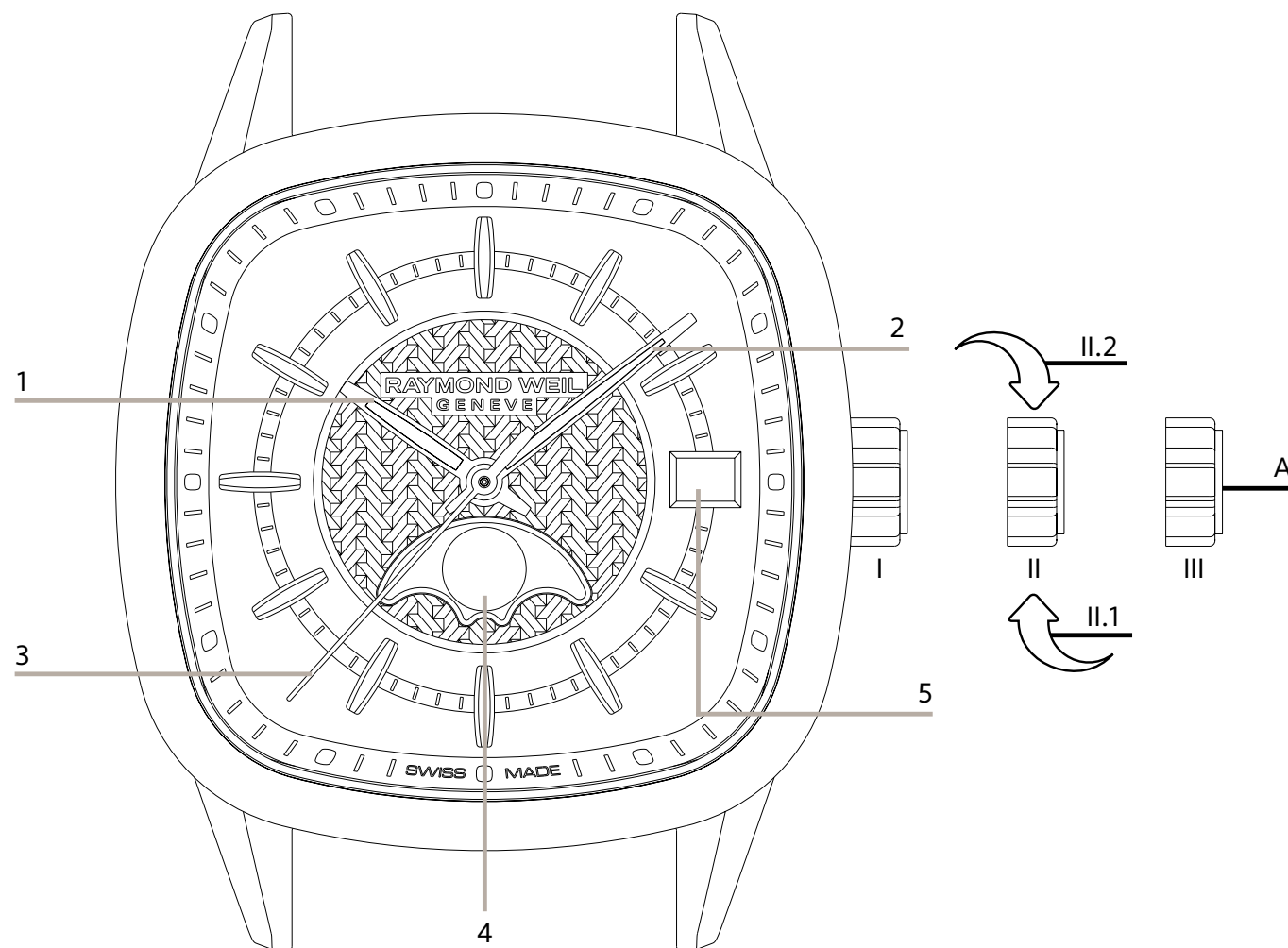
Congratulations on your choice of a watch from the RAYMOND WEIL collection, a dynamic expression of masterful design and the constant objective of Swiss-made quality that have been the hallmarks of the brand since its creation.

Your RAYMOND WEIL watch was hand-assembled by our watchmakers according to the most rigorous quality standards of the Swiss watch industry.

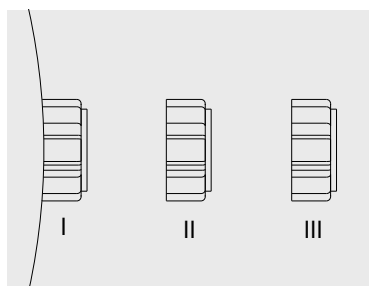
In order to guarantee that your RAYMOND WEIL watch will function perfectly for many years to come, please pay close attention to the advice contained in these instructions for use as well as in the international guarantee.

Your watch has a self-winding mechanical movement with moon phase and date and it has a running reserve of 41 hours.

# SELF-WINDING MECHANICAL WATCH WITH MOON PHASE AND DATE



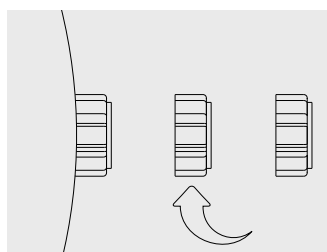
THE CROWN HAS THREE DIFFERENT POSITIONS.



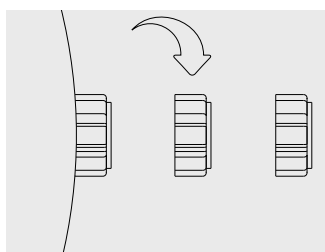
- I. Normal, winding position
- II. Pulled out to 1<sup>st</sup> position:  
date and moon phase setting position
- III. Pulled out to 2<sup>nd</sup> position:  
time-setting position

## I - NORMAL, WINDING POSITION

The crown is against the case, this is the classic position, worn on the wrist, which guarantees water-resistance. This position allows the watch to be wound manually. If the watch has not been worn for some time, it will need to be wound a few times. There is no point in winding a watch completely if it is going to be worn.



DATE



MOON PHASE

## II - DATE & MOON PHASE SETTING POSITION

The crown is pulled out one notch. This position enables the date (clockwise) and the moon phase (anticlockwise) display to be adjusted by turning in the winding direction. Turn the crown so that the full moon appears in the centre of the moon phase aperture. Determine the date of the last full moon using a calendar showing the phases of the moons. Finally, skip the disc as many times as have elapsed since the last moon.

NB 1 : For the timepiece to function well, the date setting must not be adjusted between 10 pm and 2 am. If a setting is made in this time range, the date change at midnight will not be taken into account.

NB 2 : For the timepiece to function well, the moon phase setting must not be adjusted between 3 pm and 7 pm. If a setting is made in this time range, the moon phase change at midnight will not be taken into account. After adjustment, return the crown to position I, against the case to ensure the water resistance of the watch.

## III - TIME SETTING POSITION

The crown is pulled out two notches. This position enables the time display to be adjusted by turning in the winding direction. After adjustment, return the crown to position I, against the case to ensure the water resistance of the watch.

## WATCH CARE

WE INVITE YOU TO FOLLOW THE RECOMMENDATIONS BELOW TO ENSURE THE PERFECT PERFORMANCE AND CARE OF YOUR WATCH

### **CROWN**

Always push the crown back into the case (position I) to prevent water from entering the mechanism. Do not operate the crown under water.

### **SCREW-DOWN CROWN**

Always ensure that the crown is screwed back in completely to prevent water from entering the mechanism. Do not operate the crown under water.

### **MAGNETIC FIELDS**

Avoid contact with magnets, or putting your watch on top of loudspeakers, refrigerators or magnetic cases for iPads or other tablets. These devices generate powerful magnetic fields that can affect the accuracy of your watch.

### **WATER RESISTANCE**

Respect the water resistance limit and always rinse your watch with fresh water after swimming.

### **SHOCKS**

Whether physical, thermal or other, avoid them.

### **CLEANING**

For metal bracelets, rubber straps and water-resistant cases, use a toothbrush and soapy water for cleaning and dry with a soft cloth.

### **LEATHER STRAP**

Avoid contact with water, dampness, greasy substances and cosmetic products to prevent discolouration and deformation. Avoid prolonged exposure to sunlight to prevent the colour from fading.

### **CHEMICAL PRODUCTS**

Avoid direct contact with solvents, detergents, perfumes, cosmetics, insect repellents, etc., since they may damage the bracelet, case or gaskets.

### **TEMPERATURE**

Avoid exposure to extreme temperatures (greater than 60°C, or 140°F, less than 0°C, or 32°F) or extreme temperature changes.

### **SERVICING REQUIREMENTS**

To ensure reliable performance your watch should be serviced at least every three years.

## WARRANTY

The watch RAYMOND WEIL is warranted for two years from the date of purchase. This limited warranty is valid provided that your RAYMOND WEIL watch was sold by an authorised RAYMOND WEIL dealer and that the warranty card (Limited Warranty Card/Guarantee Card) was fully and properly fulfilled by the latter.

This limited warranty covers the defects in material or resulting from manufacturing of the watch.

Are excluded from this limited warranty of the manufacturer:

- Battery, crystal, strap;
- Damage resulting from an accident, normal wear, negligence, misuse, abuse or from the intervention of any person not authorised by RAYMOND WEIL S.A. or its representatives;
- Loss and theft;

Incidental or consequential damage arising from the failure or malfunction of the watch as well as from any inappropriate usage, lack of precision, malfunction or lack of conformity of the watch.

In case of defects covered by this limited warranty, your watch will be, at the sole option of RAYMOND WEIL S.A., repaired or replaced free of charge. This is the sole obligation of RAYMOND WEIL S.A. resulting from this limited warranty and any implied warranties. The dealer is sole responsible for any other warranties it may have granted.

The warranty becomes void in the event that any person not duly authorised by RAYMOND WEIL S.A. or its representatives attempts to repair the claimed defect.

Should you require work under this warranty, please send your watch by insured mail and in a carefully wrapped package to one of the approved after-sales-service centres, or that you take it directly to an approved RAYMOND WEIL dealer. The watch must be accompanied by the duly completed warranty card and purchase receipt.

RAYMOND WEIL offers an extra year's guarantee to its watch owners when they register with the RW Club. The RW Club 3<sup>rd</sup> year guarantee extension is for a duration of one year in addition to and in the continuity of the RAYMOND WEIL standard two year International guarantee policy and is applicable to all watches bought from May 1<sup>st</sup> 2013.

UNDER NO CIRCUMSTANCES WILL RAYMOND WEIL S.A. BE LIABLE FOR ANY INCIDENTAL, CONSEQUENTIAL, SPECIAL OR OTHER DAMAGES.

THE DURATION OF ANY WARRANTIES IMPLIED BY LAW (INCLUDING THE IMPLIED WARRANTY OF MERCHANTABILITY) ARE LIMITED TO THE TWO-YEARS DURATION OF THIS WARRANTY.

The above limitations or exclusions may not apply to you. This warranty gives you specific legal rights, and you may also have other rights which vary from State to State.

## EXTENDED WARRANTY

RAYMOND WEIL offers an extra year's guarantee to its watch owners when they register with the WEIL Club. Learn more about the WEIL Club [here](#)

Follow the steps below to register your watch with the WEIL Club and receive your extended 3-Year Warranty certificate.

- Create an account
- Register your watch
- Download your Weil Club certificate

